


PROFESSIONAL

GROHE



EXPANDED CHOICE,  
ENHANCED DESIGN  
**OUR BEST-SELLER  
HAS EVOLVED**

GROHE EUROSART

## GROHE EUROSMART A PERFECT MATCH FOR ANY PURPOSE

Our best-seller has evolved, creating a range with unrivalled versatility, innovative detail and sleek styling, fit for today's modern homes. The new GROHE Eurosmart features an increased tap height for greater comfort and cleaner, crisper lines perfect for any modern space. The comprehensive range of taps has an option for every setting, both domestic and public, including practical pull-out spout options, and our first ever 2-in-1 hybrid touchless/manual mixer. Made with and for installers, the new Eurosmart range not only offers our greatest ever choice of sizes and features, but also our easiest ever fitting. Whatever the setting, whatever the space, GROHE Eurosmart has the perfect solution.

## PERFECT MATCH



**25 105 003**  
GROHE Eurosmart  
Two-handed  
bath/shower mixer,  
deck mounted



**26 082 002**  
GROHE Tempesta  
Cosmopolitan 100  
Hand shower, 1 spray



**27 595 000**  
GROHE Tempesta  
Wall hand shower holder



**28 151 001**  
GROHE Relaflex  
Shower hose, 1,500 mm

## THE EVOLUTION OF A BESTSELLER

Since GROHE Eurosmart was launched in 1999, the product line has quickly developed into the undisputed bestseller in the brand's tap portfolio – establishing itself as an all-time favourite product choice for professionals. While the main characteristics of the line remain unchanged, GROHE ensures that the Eurosmart portfolio always grows in line with a changing society's requirements and that it keeps adapting to modern needs.

## DESIGN DETAILS

### MORE COMFORT

- Increased spout height
- Improved mousseur angle

### SUPERIOR ERGONOMICS

- Welcoming ergonomic lever design
- Comfortable distance between spout and lever

### TIMELESS DESIGN

- Elegant, sleek upright design
- Curved top to prevent limescale


### MORE SUSTAINABLE

- A cradle-to-cradle Gold certified variant is available



## PRODUCT VERSATILITY AT ITS BEST

With the new Eurosmart bathroom tap, GROHE demonstrates innovation leadership: The brand is not only introducing a contemporary design but also presents completely new product variants. The evolution of the Eurosmart line is focused on the creation of purpose-driven products like the 2-in-1 hybrid tap, the pull-out spout model as well as long and loop lever versions with or without thermostatic scalding protection.



- 23 982 003** S-Size Basin mixer with long lever, smooth body and push-open waste set
- 23 987 003** M-Size Basin mixer with loop lever, smooth body and thermostatic SafetyStop
- 23 975 003** Basin mixer 2-in-1 hybrid for touchless and manual operation
- 23 976 003** M-Size Basin mixer with pull-out spout and push-open waste set
- 33 265 003** S-Size Basin mixer with metal pop-up waste set

## EUROSMART 2-IN-1 HYBRID

The Eurosmart 2-in-1 hybrid variant offers additional advantages when it comes to user comfort and sustainability. It combines the advantages of a manual and a touchless tap. Users can decide whether they want to use the manual lever or use touchless technology by activating the water flow via the integrated sensor.

### TOUCHLESS **COMFORT** OR ULTIMATE **CONTROL**



#### **TOUCHLESS**

The infrared sensor detects the hands automatically and precisely, offering an incredible level of comfort for handwashing.



#### **PRECISE LEVER CONTROL**

Smoothest handling for effortless precision and ultimate comfort for a lifetime thanks to GROHE SilkMove.

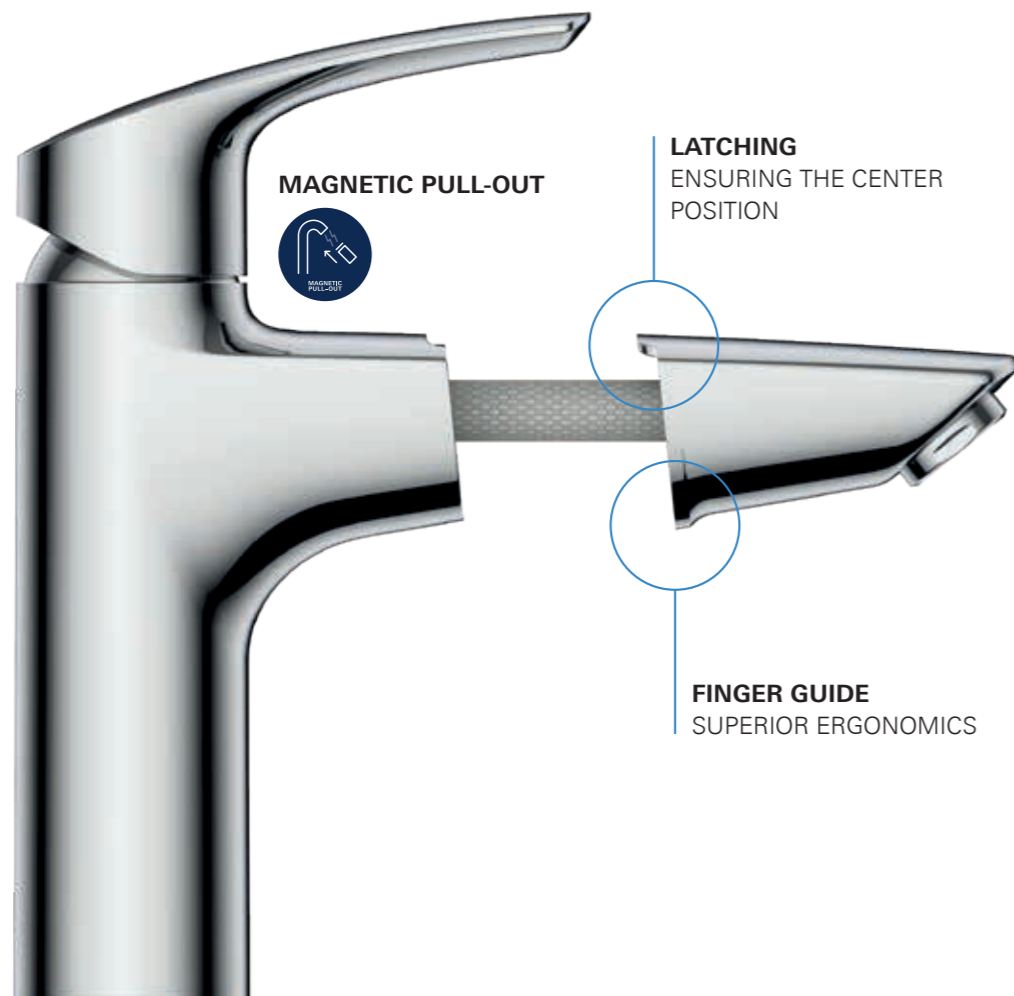


The new Eurosmart 2-in-1 hybrid is battery operated.

# EUROSMART PULL-OUT

## REACH FURTHER

GROHE Eurosmart redefines the notion of flexibility for a bathroom tap, thanks to a pull-out spray. Perfect for rinsing the basin, washing your hair and more, this innovative feature means you are no longer tied to the basin, and instead can enjoy more room to manoeuvre. The GROHE Magnetic Docking guarantees easy retraction and smooth docking of the spray head back to the starting position.



## HAIR WASHING & CLEANING



# EUROSMART SAFETYSTOP

## WHEN SAFETY PLAYS A ROLE

The Eurosmart SafetyStop provides effective thermostatic protection by limiting the maximum hot water temperature to a preadjustable value. It ensures that the desired water temperature remains constant, even in the event of pressure fluctuations. The Eurosmart SafetyStop offers optimum protection, particularly in the case of facilities for children, senior citizens or people with mobility issues.



remove plug



insert special tool



turn for thermal disinfection  
(tool not possible to remove)



turn back  
(tool removable again)

## CHOOSING THE EUROSMART DESIGN MAKES YOUR BATHROOM FUTURE READY





## EUROSMART LEVER VARIANTS
















The new Eurosmart offers three different handle variants. The ergonomic loop lever is ergonomically designed and offers additional grip. This option is the right choice for elderly or children. The long lever option is designed to enable elbow operation for doctors.





PRODUCT	MATERIAL NO.	COLOUR	FEATURES
 <b>Basin mixer</b> S-Size with metal pop-up waste set	23 965 003	Chrome	 
dito, with SilkMove ES	23 969 003	Chrome	 
 <b>Basin mixer</b> S-Size with smooth body	23 967 003	Chrome	 
dito, with push-open waste set	23 968 003	Chrome	 
 <b>Basin mixer</b> S-Size with retractable chain	23 966 003	Chrome	 
 <b>Basin mixer</b> S-Size with metal pop-up waste set	33 265 003	Chrome	 
dito, for low pressure	33 265 30L	Chrome	 
dito, with SilkMove ES	32 926 003	Chrome	 
dito, with hybrid pop-up waste set	23 456 003	Chrome	 
 <b>Basin mixer</b> S-Size with smooth body	32 467 003	Chrome	 
dito, for low pressure	32 467 30L	Chrome	 
dito, with SilkMove ES	32 154 003	Chrome	 
dito, with push-open waste set	23 922 003	Chrome	 
dito, with SilkMove ES and push-open waste set	23 924 003	Chrome	 
dito, with SilkMove ES and < 4 l/min. GROHE EcoJoy	23 974 003	Chrome	 
dito, with SilkMove ES, C2C Gold certified	24 192 003	Chrome	 

PRODUCT	MATERIAL NO.	COLOUR	FEATURES
 <b>Basin mixer</b> S-Size with retractable chain	33 188 003	Chrome	 
dito, with SilkMove ES	23 372 003	Chrome	 
 <b>Basin mixer</b> M-Size with metal pop-up waste set	23 322 003	Chrome	 
dito, with SilkMove ES	23 393 30E	Chrome	 
 <b>Basin mixer</b> M-Size with smooth body	23 324 003	Chrome	 
dito, with SilkMove ES	23 395 30E	Chrome	 
dito, with push-open waste set	23 923 003	Chrome	 
 <b>Basin mixer</b> M-Size with retractable chain	23 323 003	Chrome	 
dito, with SilkMove ES	23 394 30E	Chrome	 
 <b>Basin mixer</b> M-Size with pull-out spout and push-open waste set	23 976 003	Chrome	 
 <b>Basin mixer 2-in-1 hybrid</b> for touchless and manual operation	23 975 003	Chrome	 

PRODUCT	MATERIAL NO.	COLOUR	FEATURES
 <b>Basin mixer</b> L-Size with metal pop-up waste set	23 537 003	Chrome	 
 <b>Basin mixer</b> L-Size with retractable chain	23 743 003	Chrome	 
 <b>Basin mixer</b> L-Size with push-open waste set	23 970 003	Chrome	 
 <b>Basin mixer</b> XL-Size with smooth body	23 971 003	Chrome	 
ditto, with SilkMove ES	24 164 003	Chrome	 
 <b>Basin mixer, wall-mounted</b> Projection: 171 mm for concealed body 23 571	29 337 003	Chrome	 
 <b>Basin mixer, wall-mounted</b> Projection: 211 mm for concealed body 23 571	29 338 003	Chrome	 

PRODUCT	MATERIAL NO.	COLOUR	FEATURES
 <b>Bath mixer, exposed</b>	33 300 003	Chrome	 
ditto, with Tempesta shower set	33 302 003	Chrome	 
 <b>Shower mixer, exposed</b>	33 555 003	Chrome	 
 <b>Two-handed bath filler, deck mounted</b>	25 098 003	Chrome	
 <b>Two-handed bath/shower mixer, deck mounted</b>	25 105 003	Chrome	 
 <b>Bath mixer, concealed</b> for Rapido SmartBox 35 600	24 043 003	Chrome	 
 <b>Shower mixer, concealed</b> for Rapido SmartBox 35 600	24 042 003	Chrome	 
 <b>Bath spout</b>	13 448 003	Chrome	

PRODUCT	MATERIAL NO.	COLOUR	FEATURES
 <b>Bidet mixer</b> with metal pop-up waste set	32 929 003	Chrome	 
dito, with SilkMove ES	32 928 003	Chrome	 
 <b>Bidet mixer</b> with retractable chain	32 927 003	Chrome	 
 <b>Basin mixer</b> S-Size with smooth body, push-open waste set and thermostatic SafetyStop	23 988 003	Chrome	
dito, M-Size	23 989 003	Chrome	
 <b>Basin mixer</b> S-Size with long lever, smooth body and thermostatic SafetyStop	23 984 003	Chrome	
thermic disinfection possible			
dito, M-Size	23 985 003	Chrome	
 <b>Basin mixer</b> S-Size with loop lever, smooth body and thermostatic SafetyStop	23 986 003	Chrome	
thermic disinfection possible			
dito, M-Size	23 987 003	Chrome	
 <b>Basin mixer</b> S-Size with long lever, smooth body and push-open waste set	23 982 003	Chrome	 
dito, M-Size	23 983 003	Chrome	 

PRODUCT	MATERIAL NO.	COLOUR	FEATURES
 <b>Bath mixer, exposed</b> with long lever	25 243 003	Chrome	 
 <b>Shower mixer, exposed</b> with long lever	25 244 003	Chrome	 
 <b>Basin mixer</b> S-Size with loop lever, smooth body and push-open waste set	23 980 003	Chrome	 
dito, M-Size	23 981 003	Chrome	 
 <b>Bath mixer, exposed</b> with loop lever	25 241 003	Chrome	 
 <b>Shower mixer, exposed</b> with loop lever	25 242 003	Chrome	 



**GROHE SILKMOVE**  
Smoothest handling for effortless precision and ultimate comfort for a lifetime.



**GROHE SILKMOVE ES**  
The intelligent combination of energy saving and effortless water control.



**GROHE ECOJOY**  
Save precious resources and enjoy 100 % water comfort.




**AQUAGUIDE**  
This clever feature allows you to alter the angle of water flow using its adjustable spout end.



**LONG-LIFE SHINE**  
Made-to-last surfaces ranging from precious matt to shiny like a diamond.




**GROHE TOUCHLESS**  
The infrared sensor detects hand movement so water only runs when it's needed.



**MAGNETIC PULL-OUT**  
The pull-out spout retracts magnetically back into place.



Follow us



## QUALITY

*"No.1 most trusted brand  
in the sanitary industry" –  
Wirtschaftswoche, 2017*



## TECHNOLOGY

*"Top 50 companies  
to change the world" –  
Fortune Magazine, 2017*



## DESIGN

*Over 400 design awards  
won since 2003*



## SUSTAINABILITY

*Double award winner  
of the German Sustainability  
Award 2021*

GROHE Limited  
World Business Centre 2  
Newall Road  
London Heathrow Airport  
Hounslow  
Middlesex  
TW6 2SF  
Tel: 0208 283 2840  
Fax: 0871 200 3415  
email: [info-uk@grohe.com](mailto:info-uk@grohe.com)

© 10/2021 – Copyright by GROHE

PART OF **LIXIL**