



GROHE SPA

RAINSHOWER AQUA BODY SPRAYS -  
MORE THAN WATER

WELCOME TO THE  
WORLD OF YOUR  
PERSONAL SPA



LOSE YOURSELF, AWAKEN  
YOUR SENSES, FIND RENEWAL:  
THE GROHE SPA IS YOURS

All over the world the most luxurious and indulgent wellness spas are to be found. Imagine if the most pleasurable one of all is a place that is yours alone to enjoy: your own bathroom. Waiting for you at the end of a long day or at the beginning of each new one to offer you the perfect retreat from the world. That place is called GROHE SPA.

The new GROHE SPA collection is complemented by GROHE SPA body sprays to upgrade your daily shower routine with a pulsating water massage. By activating the water for the shower, the body sprays pop out of the cover plate, and simply by turning them you switch between Rain and ActiveJet spray easily. Turning off the water, they – with their minimalist space-creating design – pull back and blend seamlessly into the shower surround.





## INTUITIVE CONTROL WITH A SPECIAL TWIST

### AN UPGRADE FOR YOUR DAILY SHOWER ROUTINE

- Designed to allow creation of own individual wellness zone
- Easily to combine with modular elements from Rainshower Aqua range
- Successful combination of environmental responsibility and pure showering pleasure



TURNING WHEEL  
SPRAY SELECTION



FULLY ADJUSTABLE  
HEAD 15° IN  
ANY DIRECTION



DUAL SPRAY  
POP-UP ACTIVATION

## POP-UP ACTIVATION TECHNOLOGY DEVELOPED FOR YOUR SHOWERING PLEASURE



- Pop-up activation starts immediately after opening the showering water flow which allows easy selection of sprays by turning the spray plate
- Two different spray patterns: soothing PureRain spray for relaxation, pulsing ActiveJet spray for powerful massage
- GROHE EcoJoy to limit water flow to 3.3 l/min.

- GROHE StarLight: scratch-resistant PVD finish for long lasting, stunning surface
- 2, 3, 4 or even up to 6 side showers combinable in one design
- GROHE DreamSpray technology assures constant water flow from every nozzle
- GROHE SpreadClean offers brush free cleaning with a simple wipe



WELL-BEING  
HAS MORE THAN  
ONE COLOR  
AND SHAPE


FROM BRILLIANT TO BRUSHED

- Two different forms of pleasure: round and square
- A wide range of popular GROHE Colors
- Minimalist look suits to any kind of bathroom design

CHROME



26 801 000



26 802 000

COOL SUNRISE



26 801 GL0

WARM SUNSET




26 801 DA0

HARD GRAPHITE



26 801 A00



26 802 A00

SUPERSTEEL



26 801 DC0




26 802 DC0

BRUSHED COOL SUNRISE

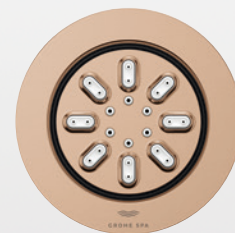


26 801 GN0




26 802 GN0

BRUSHED WARM SUNSET



26 801 DL0




26 802 DL0

BRUSHED HARD GRAPHITE



26 801 AL0



26 802 AL0

READY TO SPA?

Your personal GROHE SPA is ready to satisfy your holistic needs, perfectly tailored to your taste – just step inside!

Follow us



**GROHE AG**

Feldmühleplatz 15  
40545 Düsseldorf  
Germany

© 02/2022 – Copyright by GROHE

[www.grohe.com](http://www.grohe.com)

PART OF **LIXIL**